

To make online transactions through internet, please register your card number and mobile number in any of our branches. After 48 hours, the mobile and card number will be linked to enable you to get the 'Secure Password'. The process of getting 'Secure Password' is detailed below.

- Login to [www.onlinesbi.com](http://www.onlinesbi.com) to complete the registration
- Click on Secured Card Transactions



Our highly customisable **Corporate Internet Banking** fits seamlessly into your organization's operations for **greater efficiency**.

Welcome to State Bank of India  
**INTERNET BANKING**

---

**PERSONAL BANKING** Login

Login Lite

Our internet banking portal provides personal banking services that gives you complete control over all your banking demands online.

**Features**

- Buy Affordable e-Life Insurance Cover ! **NEW**
- International Funds Transfer
- OnlineSBI launched for Mobile! **Explore**
- State Bank Virtual Card
- SBI-InstaPay / SBI-OxiPay
- Online Term Deposits
- Convenient Utility Bill Payments
- ASBA facility
- Tax payments

[More](#) →

Lock User Access

**CORPORATE BANKING** Login

Corporate Banking application provides features to administer and manage non personal accounts online.

**Features**

- User management at your fingertips
- Easy synchronization with Corporate ERP System
- Bulk file upload facility for payments
- Pay Direct, Indirect, State Govt Taxes & EPF Payments online
- Provision for highly customized MIS

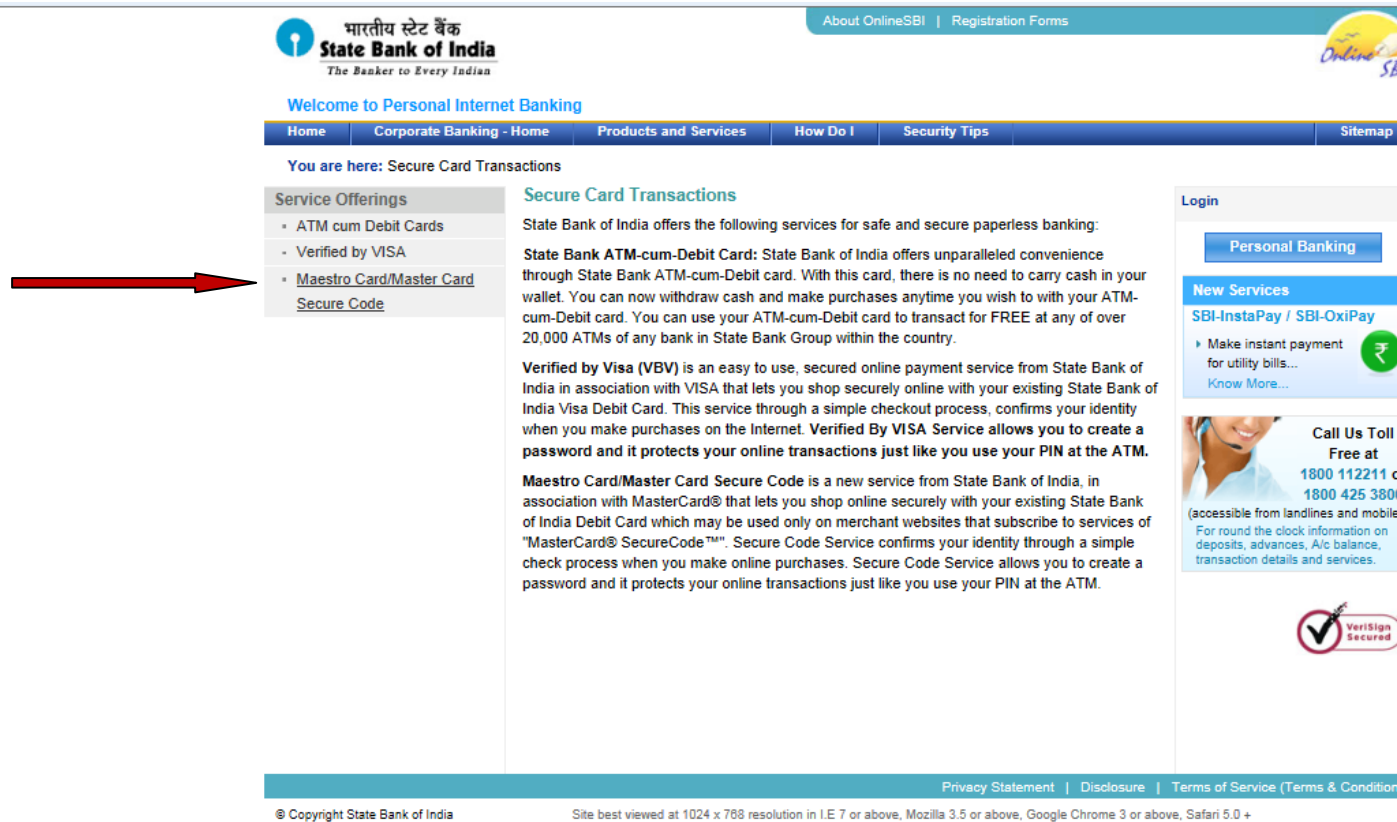
**OTHER SERVICES**

- ▶ Uttarakhand CM Relief Fund
- ▶ SBI e-File ! **Explore**
- ▶ Complaints
- ▶ Online Shopping
- ▶ Foreign Travel/EZ-Pay/Gift Cards
- ▶ Mobile Banking Services
- ▶ NRI Services
- ▶ OnlineSBI Global
- ▶ SBI Express Remit
- ▶ e-DFS/e-VFS
- ▶ SBI F.A.S.T.
- ▶ **Secure Card Transactions**
- ▶ Net Banking for Visually Challenged

**USEFUL LINKS**

- ▶ SBI Mutual Fund
- ▶ SBI Card
- ▶ SBICAP Securities
- ▶ SBI Life Insurance
- ▶ SBI General Insurance

- Click on Maestro Card / Master Card Secure Code



The screenshot displays the State Bank of India (SBI) website interface. At the top left is the SBI logo with the tagline 'Bank to grow with'. The main header includes the text 'भारतीय स्टेट बैंक State Bank of India The Banker to Every Indian' and navigation links for 'About OnlineSBI' and 'Registration Forms'. Below the header is a navigation bar with links for 'Home', 'Corporate Banking - Home', 'Products and Services', 'How Do I', 'Security Tips', and 'Sitemap'. The main content area is titled 'Welcome to Personal Internet Banking' and 'You are here: Secure Card Transactions'. On the left, a 'Service Offerings' menu lists 'ATM cum Debit Cards', 'Verified by VISA', and 'Maestro Card/Master Card Secure Code', with a red arrow pointing to the latter. The main content area is titled 'Secure Card Transactions' and contains text about SBI's services for safe and secure paperless banking, including details on the State Bank ATM-cum-Debit Card, Verified by Visa (VBV) service, and the Maestro Card/Master Card Secure Code service. On the right, there is a 'Login' section with a 'Personal Banking' button and 'New Services' including 'SBI-InstaPay / SBI-OxiPay'. At the bottom, there is a 'Call Us Toll Free at 1800 112211 or 1800 425 3800' section and a 'VeriSign Secured' logo. The footer contains copyright information and technical specifications.

- For New Users, Click on Register Now
- For Existing Users, Login to view Accounts or Change password/security questions

The screenshot shows the SBI Mauritius International Chip Debit Card registration page for 3D Secure Service. The page features a blue header with the SBI logo and navigation links. The main content area is titled "Welcome to 3D Secure Service" and provides information about the service, including its purpose and how it works. A "Register Now" button is highlighted with a red arrow, and a "Login" button is also visible. The page also includes logos for Maestro, MasterCard SecureCode, and Verified by VISA.

**State Bank Group**

Home

3D Secure Service Home  
What is Verified by Visa™  
What is SecureCode™  
Terms & Conditions  
Register Now  
Contact Us  
Powered By

**ecs** ElectraCard Services  
an Opus company

### Welcome to 3D Secure Service

3D Secure is a new service from State Bank Group, in association with Visa and MasterCard® that lets you shop online securely with your existing State Bank Group Debit Card which may be used only on merchant websites that subscribe to services of "Visa® "Verified By Visa™" (VbV)" or "MasterCard® SecureCode™" respectively.

3D Secure Service confirms your identity through a simple check process when you make online purchases. 3D Secure Service provides you with a password to protect your online transactions just like you use your PIN at the ATM.

**State Bank Group Debit Cards**

Registration for Verified By Visa is a mandatory requirement to make online purchases using your State Bank Group Visa Debit Card on Verified By Visa enabled merchant websites. 3D Secure Service enables you to authenticate yourself at the time of purchase by using your 3D Secure Service Password and protects your State Bank Group Visa Debit Card against misuse.

Registration for MasterCard SecureCode is a mandatory requirement to make online purchases using your State Bank Group Debit Cards. For your security we have enabled online purchases only to customers who have subscribed to MasterCard SecureCode. This is to ensure that you can authenticate yourself at the time of purchase by entering your MasterCard SecureCode password and no one else can misuse your State Bank Group Debit Card.

New User?  
**Register Now**

Existing User?  
Card Number :   
Password :   
[Forgot Password?](#)  
**Login**

If you are an existing user you can login and change your security question or Password.

**Maestro** **MasterCard SecureCode** **Verified by VISA**

- Enter your Card Number then Click on Next

**State Bank Group**

Home

[3D Secure Service Home](#) Please answer the following questions to register for 3D Secure Service. You will be guided on how to create your 3D Secure Service password in the next step

[What is Verified by Visa™](#)

[What is SecureCode™](#) *Step 1 of 3: Enter following details for confirming your identity.*

[Terms & Conditions](#)

[Register Now](#)

[Contact Us](#)

[Powered By](#)

Card Number:  [Next](#)

**ecs** ElectraCard Services  
an Opus company

**Maestro**


**MasterCard**  
**SecureCode.**

**Verified by**  
**VISA**

- Enter your Mobile Number along with country code (eg 2307777777) , then Click on Next

The screenshot shows the registration interface for 3D Secure Service. At the top left is the State Bank Group logo. Below it is a navigation menu with 'Home' highlighted. The main content area is titled '3D Secure Service Home' and contains the following text: 'Please answer the following questions to register for 3D Secure Service. You will be guided on how to answer your 3D Secure Service password in the next step'. Below this, it says 'Step 2 of 3: Enter following details for confirming your identity.' There are two input fields: 'Card Number' with the value '5109209111111111' and 'Mobile Number' with the value '2309999999'. A red arrow points to the Mobile Number field. Below the fields is a note: '\* Enter your mobile number starting with country code, without dashes (Country code for India is '91')'. A 'Next' button is located below the note. At the bottom, there are logos for 'ecs ElectraCard Services an Opus company', 'Maestro', and 'MasterCard SecureCode'.

- System will prompt to put the authorisation code sent on your mobile instantly. Input the code received on your mobile and click next.



Home

[3D Secure Service Home](#)      **Verify your Identity**

[What is Verified by Visa™](#)


[What is SecureCode™](#)

[Terms & Conditions](#)

[Register Now](#)

[Contact Us](#)

Powered By



**ecs** *ElectraCard Services*  
an **Opus** company



Card Number: 510920XXXXXXXX90

Auth Code:

[Terms & Conditions](#)

By clicking on **Next** you agree to the terms and conditions for State Bank Group 3D Secure Service.



- You will be asked to create your password and security question. This security password will be used only for online transactions.
- Click on Register after entering your password, email id, date of birth, security question and answer.

The screenshot shows the registration page for the 3D Secure Service. The page title is "State Bank Group" and the current step is "Step 3 of 3: Create your State Bank Group password and your Security Question".

**3D Secure Service Home**

**What is Verified by Visa™**

**What is SecureCode™**

**Terms & Conditions**

**Register Now**

**Contact Us**

**Powered By**

**ecs** an Opaq company **ElectraCard Services**

To create your 3D Secure password, enter 8 to 15 alphanumeric characters of password, without spaces. Please use a combination of alphabets, numbers and special characters [period (.), dash (-), underscore (\_), exclamation (!), tilde (~), and number sign (#)]. There must be at least one alphabet, one number and one special character. Please keep your 3D Secure password safe. It will be used to identify you on all future purchases at participating online stores. The security question will be asked in case you forget your 3D Secure password.

Create your Password:

Re-Enter Password:

Email:

Date of Birth:  (DD/MM/YYYY)

Mother's maiden name:

Select your Security Question: **What is your mother's maiden name?** ▼

Create Answer:

**Terms & Conditions**

By clicking on Register you agree to the terms and conditions for 3D Secure Service

**Maestro** **MasterCard SecureCode**

- A message will appear informing you that you have successfully registered for the service.





- To Change your password or your security question, login to your account by entering your account number and password.

The screenshot shows the State Bank Group website's 3D Secure Service registration page. The page has a blue header with the SBI logo and 'State Bank Group' text. Below the header is a navigation menu with links for 'Home', '3D Secure Service Home', 'What is Verified by Visa™', 'What is SecureCode™', 'Terms & Conditions', 'Register Now', 'Contact Us', and 'Powered By'. The main content area is titled 'Welcome to 3D Secure Service' and contains two paragraphs explaining the service. The first paragraph describes 3D Secure as a new service from State Bank Group, in association with Visa and MasterCard, that allows secure online shopping. The second paragraph explains that 3D Secure confirms identity through a simple check process. Below the text are logos for Maestro, MasterCard SecureCode, and Verified by Visa. On the right side of the page, there is a registration form with fields for 'Card Number' (containing '5109209111111111') and 'Password' (masked with dots). There are buttons for 'Register Now', 'Login', and a link for 'Forgot Password?'.

**State Bank Group**

Home

[3D Secure Service Home](#)  
[What is Verified by Visa™](#)  
[What is SecureCode™](#)  
[Terms & Conditions](#)  
[Register Now](#)  
[Contact Us](#)  
Powered By

**ecs** ElectraCard Services  
an Opus company

### Welcome to 3D Secure Service

3D Secure is a new service from State Bank Group, in association with Visa and MasterCard® that lets you shop online securely with your existing State Bank Group Debit Card which may be used only on merchant websites that subscribe to services of "Visa® "Verified By Visa™" (VbV)" or "MasterCard® SecureCode™" respectively.

3D Secure Service confirms your identity through a simple check process when you make online purchases. 3D Secure Service provides you with a password to protect your online transactions just like you use your PIN at the ATM.

#### State Bank Group Debit Cards

Registration for Verified By Visa is a mandatory requirement to make online purchases using your State Bank Group Visa Debit Card on Verified By Visa enabled merchant websites. 3D Secure Service enables you to authenticate yourself at the time of purchase by using your 3D Secure Service Password and protects your State Bank Group Visa Debit Card against misuse.

Registration for MasterCard SecureCode is a mandatory requirement to make online purchases using your State Bank Group Debit Cards. For your security we have enabled online purchases only to customers who have subscribed to MasterCard SecureCode. This is to ensure that you can authenticate yourself at the time of purchase by entering your MasterCard SecureCode password and no one else can misuse your State Bank Group Debit Card.

**Maestro** **MasterCard SecureCode** **Verified by VISA**

New User?

Existing User?  
Card Number :   
Password :   
[Forgot Password?](#)

If you are an existing user you can login and change your security question or Password.

- Click on ‘Change your Security Question’ to change your password.
- Click on ‘Change your 3D Password’ to change your password.

The screenshot shows the State Bank Group website interface. At the top left is the State Bank Group logo. Below it is a blue navigation bar with the word "Home". The main content area features a grid of links: "3D Secure Service Home", "Change your Security Question", "What is Verified by Visa™", "Change your 3D Secure Password", "What is SecureCode™", "SBGroup Secure Home Page", "Terms & Conditions", "Logout", "Contact Us", and "Powered By". Below the "Powered By" link is the logo for ECS (ElectraCard Services), an Opus company. In the center of the page are the logos for Maestro and MasterCard SecureCode.